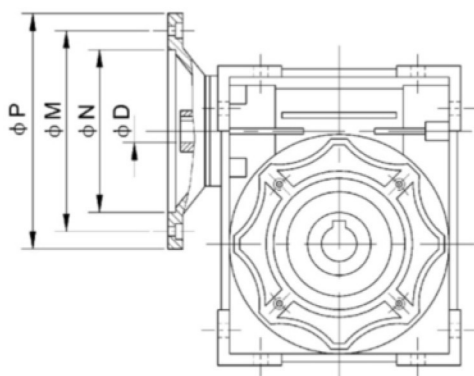




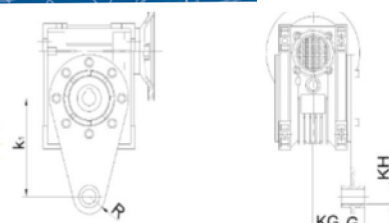
Worm Gear Units Accessories.



Motor Mounting Facility

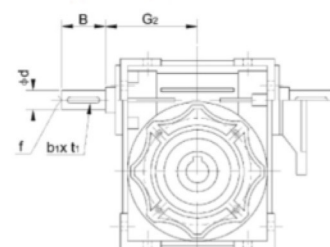


Torque Arm



Size	K_t	G	KG	KH	R
25	70	14	17.5	8	15
30	85	14	24	8	15
40	100	14	31.5	10	18
50	100	14	38.5	10	18
63	150	14	49	10	18
75	200	25	47.5	20	30
90	200	25	57.5	20	30
110	250	30	62	25	35
130	250	30	69	25	35
150	250	30	84	25	35

Double Worm Shaft

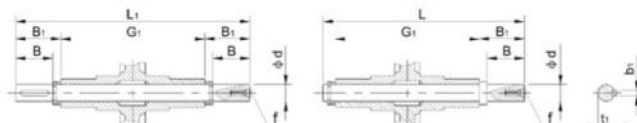


Size	G_2	$d (j6)$	B	f	b_1	t_1
30	45	9	20	-	3	10.2
40	53	11	23	-	4	12.5
50	64	14	30	M6	5	16
63	75	19	40	M6	6	21.5
75	90	24	50	M8	8	27
90	108	24	50	M8	8	27
110	135	28	60	M10	8	31
130	155	30	80	M10	8	33
150	175	35	80	M12	10	38

Sizes of Single(DZ) & Double(SZ) Output shaft

(SZ)

(DZ)



Size	$d (h6)$	B	B_1	G_1	L	L_1	f	b_1	t_1
25	11	23	25.5	50	81	101	-	4	12.5
30	14	30	32.5	63	102	128	M6	5	16
40	18	40	43	78	128	164	M6	6	20.5
50	25	50	53.5	92	153	199	M10	8	28
63	25	50	53.5	112	173	219	M10	8	28
75	28	60	63.5	120	192	247	M10	8	31
90	35	80	84.5	140	234	309	M12	10	38
110	42	80	84.5	155	249	324	M16	12	45
130	45	80	85	170	265	340	M16	14	48.5
150	50	82	87	200	297	374	M16	14	53.5

TEC Electric Motors Ltd

Unit 1, Building 341 • Rushock Trading Estate • Rushock, Droitwich • Worcestershire WR9 0NR
Telephone: **01299 252990** • Fax: **01299 250317** • Web: **www.tecmotors.co.uk**