

ODP-2-84250-3KR42-MN

Optidrive P2 VFD Datasheet

250 kW, 480 A, 380-480 V, 3PH

IP20 Variable Frequency Drive with TFT Display



Input Ratings

Supply Voltage	380-480 V
Input Phases	3
Supply Current Continuous	480 A
Supply Fuse or MCB (Type B)	600 A

Output Ratings

Motor Output Rating	250 kW (400 HP)
Output Voltage	0 – Supply Voltage
Output Current	480 A

Cable Information

Max Supply Cable Size	240 mm ² (0.37 sq in)
Max Motor Cable Size	240 mm ² (0.37 sq in)
Max Motor Cable Length	100 m (328 ft)

Factory Build Options

EMC Filter	High Performance EMC Filter
Brake Transistor	Internal
Enclosure	IP20
Display	TFT Display
PCB Coating	Standard


Dimensions

Size	8
Height	974 mm (38.35 in)
Width	444 mm (17.48 in)
Depth	423 mm (16.65 in)
Weight	124.5 kg (274.48 lbs)
Fixings	4 x M12

Packaged Dimensions

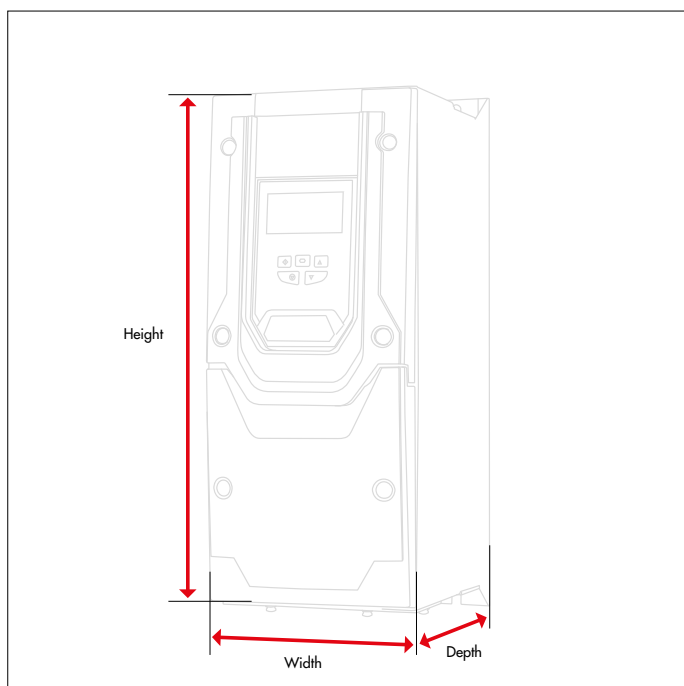
Height	0 mm (0 in)
Width	0 mm (0 in)
Depth	0 mm (0 in)
Weight	0 kg (0 lbs)



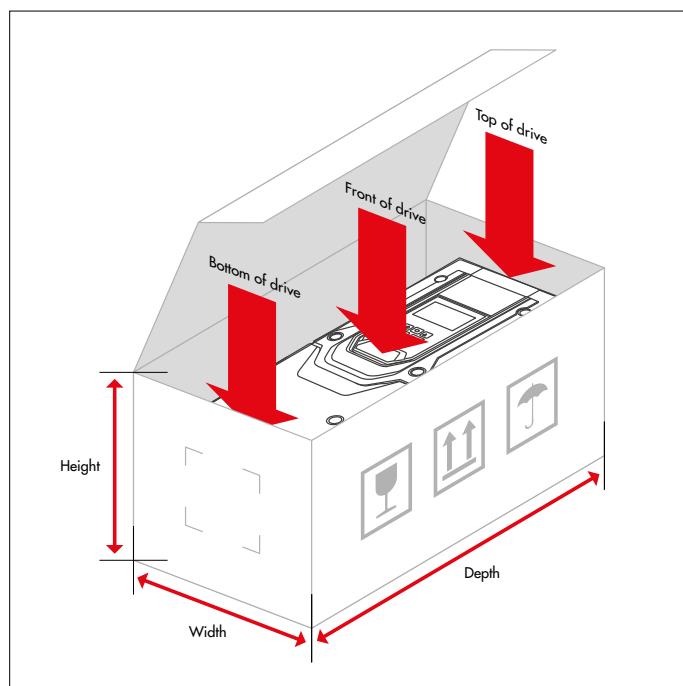
 **Buy this drive or get more information**
Find your local sales partner on
invertekdrives.com



How we measure our drives and packaging



Drive Dimensions



Packaging Dimensions



Buy this drive or get more information
Find your local sales partner on
invertekdrives.com

